



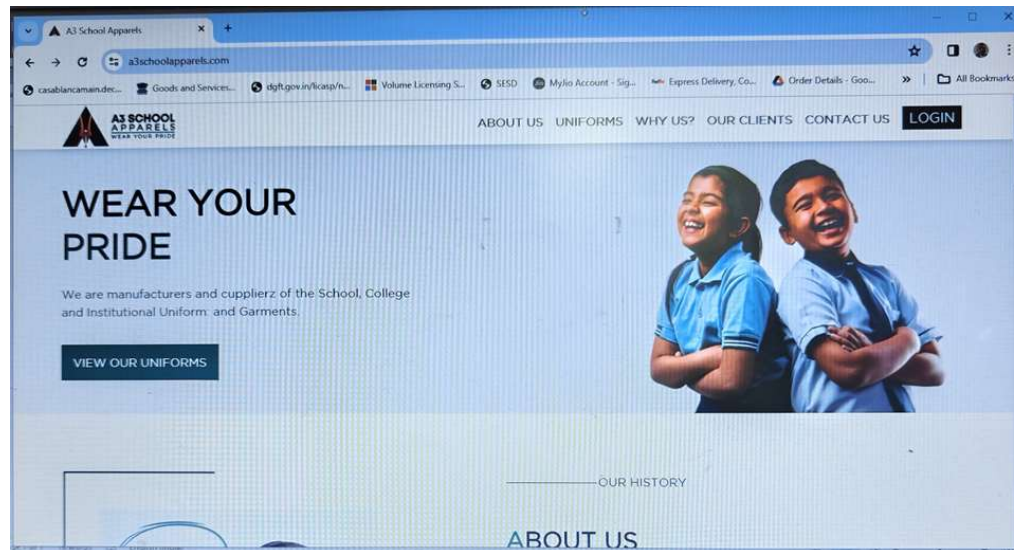
# A3 School Apparels LLP

*How to Order The Kalyani School Uniforms through Online Portal*



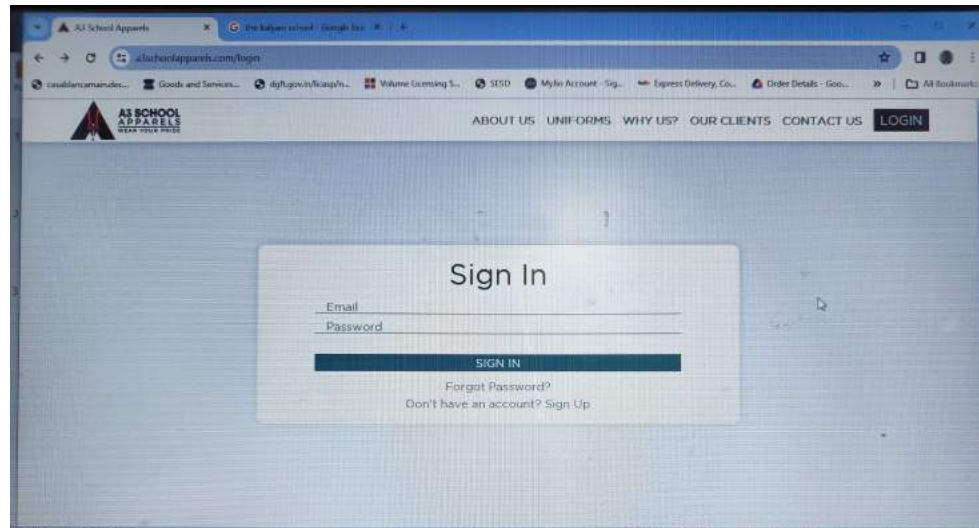


# 1. Log on to [www.a3schoolapparels.com](http://www.a3schoolapparels.com)





## 2. Click on Login





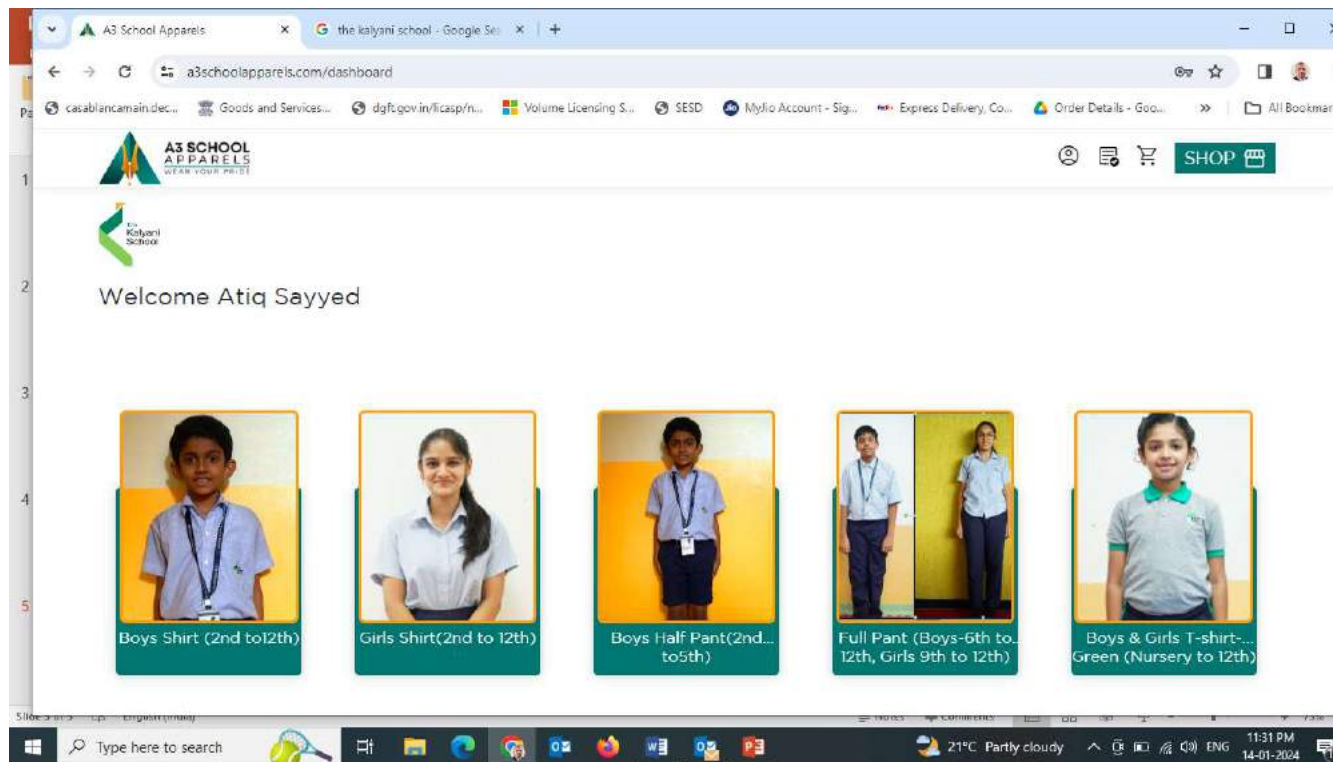
## 3. Click on Sign Up

The screenshot shows a web browser window with the A3 School Apparels website. The page has a navigation menu with links for 'ABOUT US', 'UNIFORMS', 'WHY US?', 'OUR CLIENTS', 'CONTACT US', and a 'LOGIN' button. The main content area features a 'Sign Up' form with the following fields: Name, Phone Number, Select School (a dropdown menu), School code, Email, Password, and Confirm Password. A green 'Sign Up' button is located at the bottom of the form.

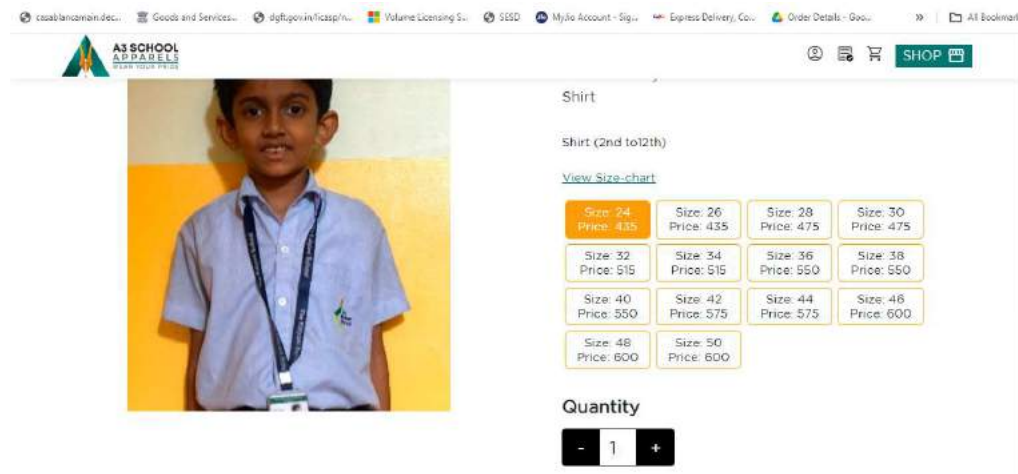


1. Write your Name
2. Mobile No.
3. Select School
4. Write School Code  
"TKS/002/24"
5. Email Id.
6. Password
7. Click on Sign Up

4. Once you click on Sign up you will come on product page then you can order your uniforms



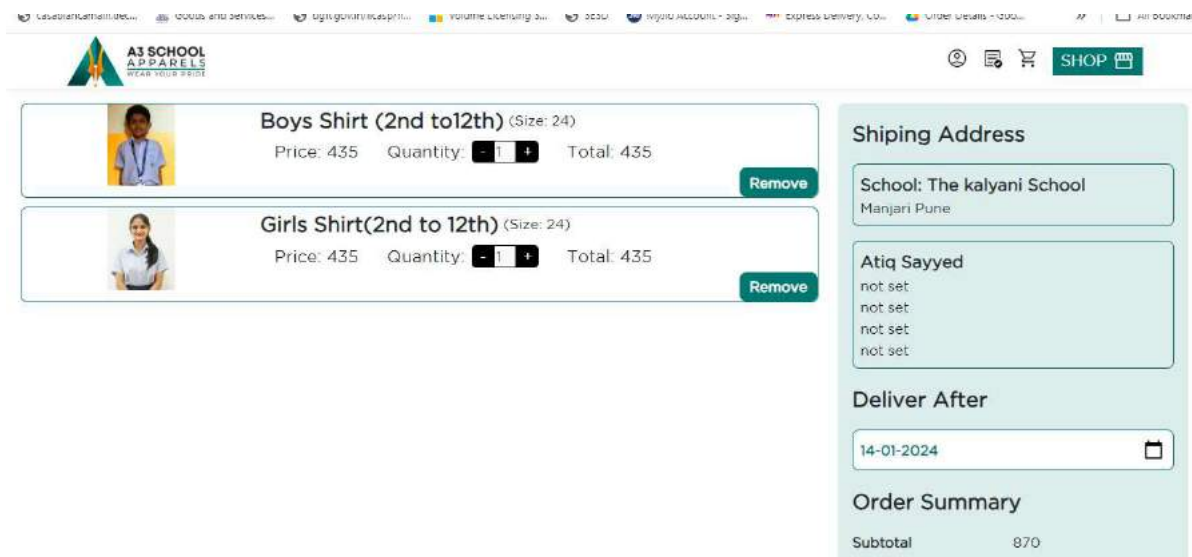
## 5. Select Product select size and add Quantity and click on Add to Cart



The screenshot shows a web browser window displaying the A3 School Apparels website. The page is for a "Shirt (2nd to 12th)". On the left, there is a photograph of a young boy wearing a light blue short-sleeved shirt. On the right, there is a list of size and price options. The "Size: 24" option is highlighted in orange. Below the size list, there is a "Quantity" section with a minus sign, the number "1", and a plus sign. At the top right of the page, there is a "SHOP" button.

| Size     | Price      |
|----------|------------|
| Size: 24 | Price: 435 |
| Size: 26 | Price: 435 |
| Size: 28 | Price: 475 |
| Size: 30 | Price: 475 |
| Size: 32 | Price: 515 |
| Size: 34 | Price: 515 |
| Size: 36 | Price: 550 |
| Size: 38 | Price: 550 |
| Size: 40 | Price: 550 |
| Size: 42 | Price: 575 |
| Size: 44 | Price: 575 |
| Size: 46 | Price: 600 |
| Size: 48 | Price: 600 |
| Size: 50 | Price: 600 |

## 6. You can add multiple products in cart



**A3 SCHOOL APPARELS** WEAR YOUR PRIDE

**Boys Shirt (2nd to 12th)** (Size: 24)  
Price: 435    Quantity:     Total: 435    [Remove](#)

**Girls Shirt(2nd to 12th)** (Size: 24)  
Price: 435    Quantity:     Total: 435    [Remove](#)

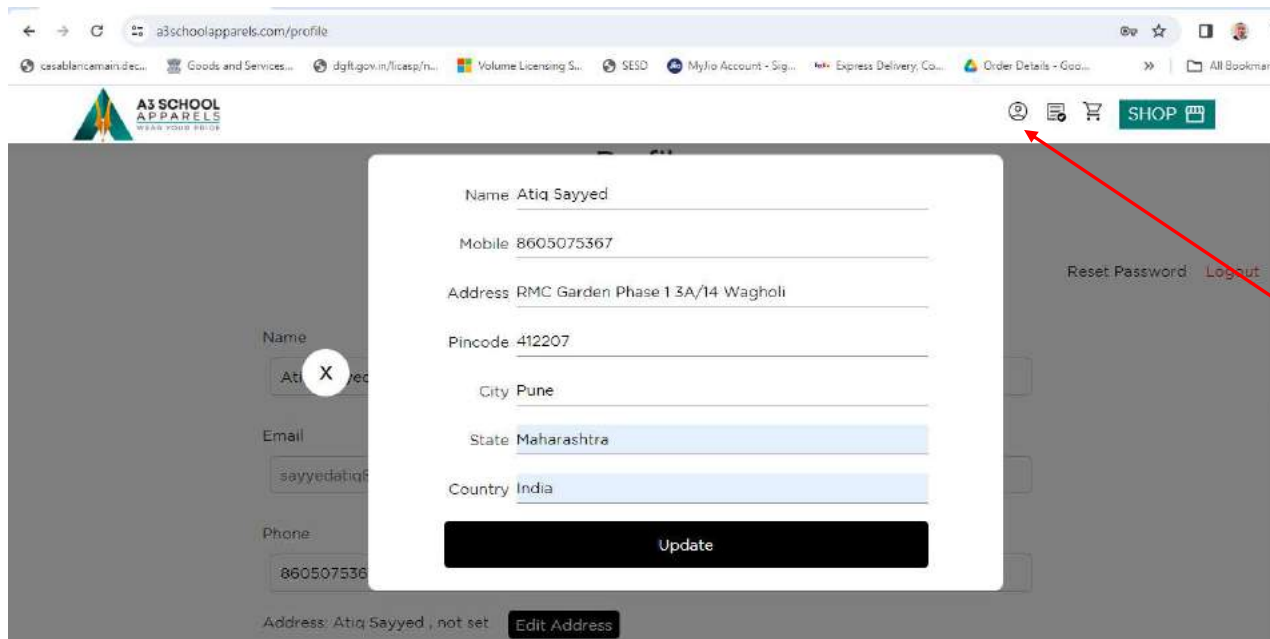
**Shipping Address**  
School: The kalyani School  
Manjari Pune

**Atiq Sayyed**  
not set  
not set  
not set  
not set

**Deliver After**  
14-01-2024

**Order Summary**  
Subtotal                      870

7. Click on Profile icon and update your complete address with pin code and proper landmark because if you need your parcel by courier then it will help the courier person



The screenshot shows the A3 School Apparels website profile page. The browser address bar displays 'a3schoolapparels.com/profile'. The page header includes the A3 School Apparels logo and navigation icons for profile, cart, and shop. A modal form is open, displaying the following information:

|         |                                  |
|---------|----------------------------------|
| Name    | Atiq Sayyed                      |
| Mobile  | 8605075367                       |
| Address | RMC Garden Phase 1 3A/14 Wagholi |
| Pincode | 412207                           |
| City    | Pune                             |
| State   | Maharashtra                      |
| Country | India                            |

At the bottom of the modal is an 'Update' button. In the background, the profile page shows fields for Name, Email, and Phone, with an 'Edit Address' button at the bottom.

**Profile**





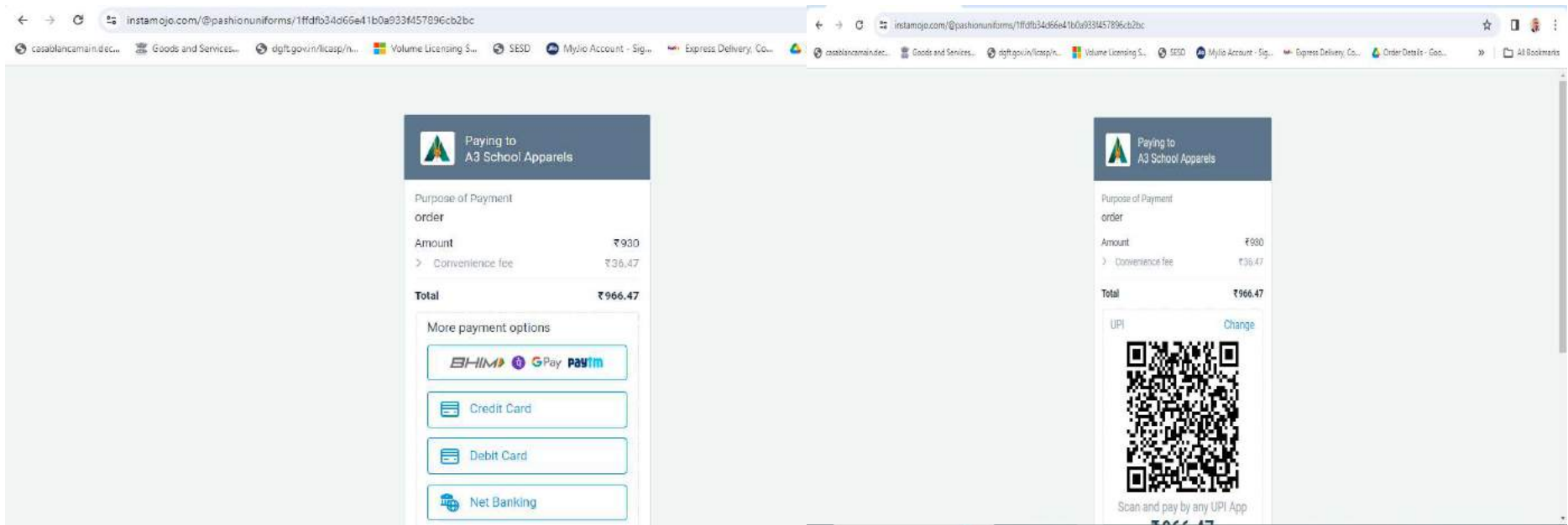
8. Once you are done with your address select if you need your delivery at school or your Home address and then click on I agree to the Terms ..and then click on Checkout

The screenshot displays the checkout process on the A3 School Apparels website. The browser address bar shows 'a3schoolapparels.com/cart'. The page features a 'Remove' button for the current item. The delivery address is 'RMC Garden Phase 1 3A/14 Wagholi, Pune, Maharashtra, 412207'. The 'Deliver After' date is set to '14-01-2024'. The order summary table is as follows:

| Order Summary |            |
|---------------|------------|
| Subtotal      | 870        |
| Shipping      | 60         |
| <b>Total</b>  | <b>930</b> |

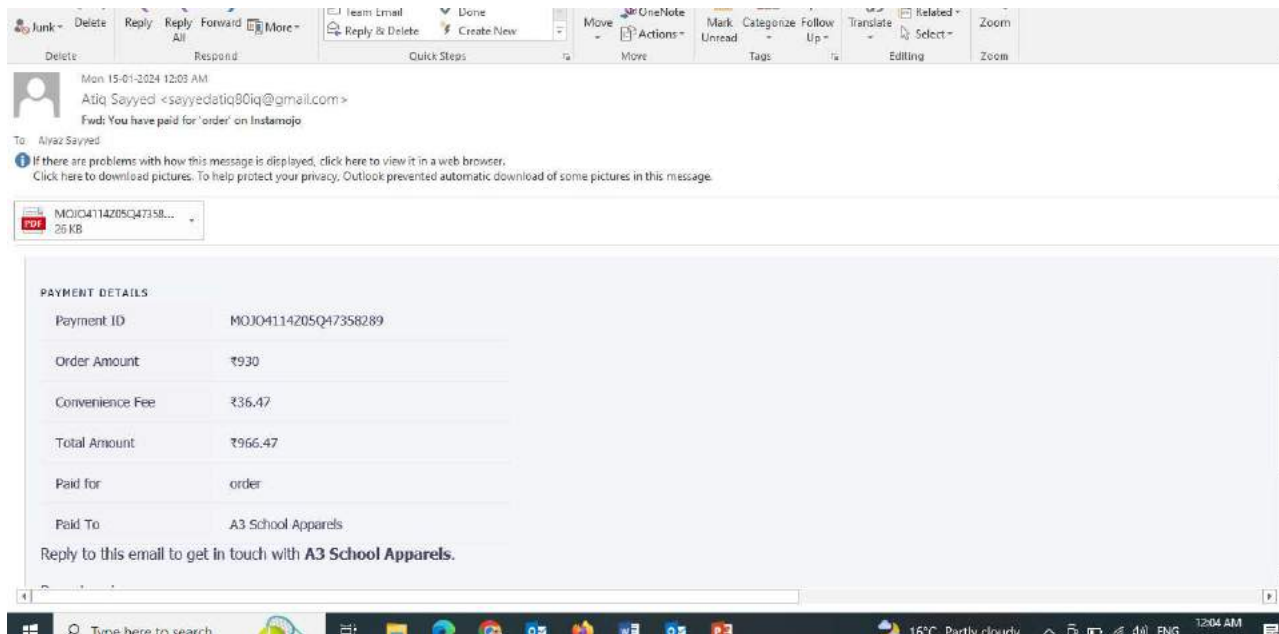
Below the summary, there is a checkbox for 'I agree to the Terms of Service & Privacy Policy' which is checked. A note states 'Convenience charge will be added at checkout'. A prominent 'Checkout' button is located at the bottom of the form.

9. Once you click on to check out you will be directed to payment gateway you can select your payment option and complete your order.



The screenshot displays a payment gateway interface for A3 School Apparels. The browser address bar shows the URL: instamojo.com/@pashionunifor... The page header includes the school's logo and name. The main content area is divided into two panels. The left panel shows the payment details: 'Paying to A3 School Apparels', 'Purpose of Payment order', 'Amount ₹930', 'Convenience fee ₹36.47', and 'Total ₹966.47'. Below this, there are 'More payment options' including BHIM, GPay, paytm, Credit Card, Debit Card, and Net Banking. The right panel shows the same payment details and a QR code for UPI payment, with a 'Change' link next to it. The bottom of the right panel says 'Scan and pay by any UPI App'.

## 10. Once your payment is done you will receive an email as confirmation of your order with Invoice



Mon 15-01-2024 12:03 AM  
Atiq Sayyed <sayyedatiq80iq@gmail.com>  
Fwd: You have paid for 'order' on Instamojo

To: Aivaz Sayyed

If there are problems with how this message is displayed, click here to view it in a web browser.  
Click here to download pictures. To help protect your privacy, Outlook prevented automatic download of some pictures in this message.

MOJO4114205Q47358...  
26 KB

| PAYMENT DETAILS |                      |
|-----------------|----------------------|
| Payment ID      | MOJO4114205Q47358289 |
| Order Amount    | ₹930                 |
| Convenience Fee | ₹36.47               |
| Total Amount    | ₹966.47              |
| Paid for        | order                |
| Paid To         | A3 School Apparels   |

Reply to this email to get in touch with **A3 School Apparels**.



## 11. Payment Confirmation from (Instamojo) our payment gateway





Dear Parents,

Thank you for ordering your kids uniforms from A3 School Apparels LLP please note the below points.

1. If you still have any difficulty in ordering your kids uniforms you can call Ms. Saloni Jain in our Office her Mobile No. 9825248044. ( time 11.00 am to 5.00 pm)
2. You can email us on [info@a3schoolapparels.com](mailto:info@a3schoolapparels.com)
3. We will be also available in school on Wednesdays and Saturdays from 8.00 am to 3.00 pm you can order your uniform in the school (will update you with the starting dates)
4. Parents since we have just taken this handover from the old vendor please allow us some time to streamline all the process.
5. We promise, you will not have any problems in ordering or getting your kids uniforms on time with Quality.

